



MALDON DISTRICT  
COUNCIL

# Simplified Permit

Pollution Prevention and Control Act 1999  
Environmental Permitting (England and Wales) Regulations 2010

<b>Activity address:</b>	G. & B. Finch Ltd Asheldham Quarry Tillingham Road Asheldham Southmister Essex CM0 7DZ
<b>Operator:</b>	G. & B. Finch Ltd Batemans Farm Lynderswood Lane Great Leighs Essex CM3 1PU
<b>Permit reference:</b>	MLD/EPR/B/007

## Permit Issued by:

Environment Services  
Maldon District Council  
Princes Road  
Maldon  
Essex  
CM9 5DL

Telephone: (01621) 875817  
Fax: (01621) 875899  
Email: [contact@maldon.gov.uk](mailto:contact@maldon.gov.uk)  
Website: [www.maldon.gov.uk](http://www.maldon.gov.uk)

**The Address for all correspondence in relation to this Permit**

## Contents

<b>Introductory Note</b>	<b>iii</b>
<b>Description of the installation and regulated activity</b>	<b>iv</b>
<b>Permit Authorisation</b>	<b>1</b>
<b>Conditions</b>	<b>2</b>
General operating conditions	2
Silos	2
Aggregates delivery and storage	2
Belt conveying	3
Loading, unloading and transport	3
Roadways and transportation	3
Techniques to control fugitive emissions	3
Records and training	3
Best available techniques	3
Reduced operations (mothballing)	3
<b>Interpretations and Explanatory Notes</b>	<b>4</b>
<b>Tables</b>	
Table 1 – Emission limits, monitoring and related provisions	
<b>Schedules</b>	
Schedule 1 – Location plan & installation boundary	
Schedule 2 – Site schematic	

### Status log

Detail	Date	Comment
<i>Application Received</i>	<i>17<sup>th</sup> August 2015</i>	<i>Duly made</i>
<i>Draft Permit</i>	<i>3<sup>rd</sup> September 2015</i>	<i>V0.1 pending planning</i>
<i>Draft Permit</i>	<i>3<sup>rd</sup> August 2016</i>	<i>V0.2 change to equipment</i>
<i>Permit</i>	<i>18<sup>th</sup> August 2016</i>	<i>V1.0 Issued</i>

## **Introductory Note**

***This introductory note does not form part of your Environmental Permit conditions, however it does provide useful information about your obligations under the Environmental Permitting Regulations:***

The following Permit is issued under Regulation 13(1) of the Environmental Permitting (England and Wales) Regulations 2010 (S.I 2010 No.675), (“the EPR”) to operate a scheduled installation carrying out an activity, or activities covered by the description in section 3.1B(b) of Part 2 to Schedule 1 of the EPR, to the extent authorised by the Permit.

Conditions within this Permit detail Best Available Techniques (BAT), for the management and operation of the installation, to prevent, or where that is not practicable, to reduce emissions.

In determining BAT, the Operator should pay particular attention to relevant sections of the LAPPC Process Guidance note (PG3/01(12)), and any other relevant guidance. Techniques include both the technology used and the way in which the installation is designed, built, maintained, operated and decommissioned.

Note that the Permit requires the submission of certain information to the Regulator, and in addition, the Regulator has the power to seek further information at any time under Regulation 60 of the EPR Regulations provided that the request is reasonable.

### **Public Registers**

Information relating to Permits, including the application, is available on public registers in accordance with the EPR. Certain information may be withheld from the public registers where it is commercially confidential, or if it is in the interest of national security to do so.

### **Variations to the Permit**

The Regulator may vary the Permit in the future, by serving a variation notice on the Operator. Should the Operator want any of the conditions of the Permit to be changed, a formal application must be submitted to the Regulator (the relevant forms are available from the Regulator). The Status Log that forms part of this introductory note will include summary details of this Permit, variations issued up to that point in time and state whether a consolidated version of the Permit has been issued.

### **Transfer of the Permit or part of the Permit**

Before the Permit can be wholly or partially transferred to another Operator, an application to transfer the Permit has to be made jointly by the existing and proposed Operators. A transfer will not be approved if the Regulator is not satisfied that the proposed Permit holder will be the person having control over the operation of the installation, or will not comply with the conditions of the transferred Permit. In addition, if the Permit authorises the Operator to carry out a specified waste management activity, the transfer will not be approved if the Regulator does not consider the proposed Permit holder to be a ‘fit and proper person’ as required by the EPR.

### **Talking to us**

Please quote the permit number if you contact the Regulator about this permit. To give a notification under any permit condition, please use the contact details on the cover of this permit.

## Description of the installation and regulated activity

*This description of the installation and the regulated activity are not environmental permit conditions, however they do provide useful information about the installation and the activities undertaken. It also provides a reference point in relation to any substantial or non-substantial changes.*

**G. & B. Finch Ltd** operates a ready-mix concrete activity.

Cement for use in the activity is stored in silos, and is delivered to site by road tanker. The tanker is connected to the silo using flexible hoses, and the cement is fluidised by compressed air generated by a compressor fixed to the tanker, and is blown from the tanker into the silo.

Air displaced from the silo during the filling process is vented through a filtration system, which collects any cement dust in the air and returns it back to the silo. The filters are periodically and automatically cleaned using reverse air jets. The cement silo is also equipped with a pressure relief valve, to relieve the silo of excess air during the filling procedure in the event of a problem with the silo filter or if the cement is blown into the silo at a pressure exceeding the capacity of the filtration system.

During the filling process, a high-level warning alarm notifies the delivery driver if the silo is nearing capacity.

Quantities of cement, sand, and gravel are transferred to batching plant using heavy plant and conveyors. The ingredients are combined with water in the mixer trucks.

Mixed concrete is transferred by road to the final user.

Schedule of plant and equipment		
Silos	1 No.	35 tonne capacity bulk storage silo to store ordinary Portland Cement. The Silo is fitted with a reverse air jet filter, self-sealing pressure relief valve and high level and over pressure warning alarms. The silo was new after June 2004.
	1 No.	50 tonne capacity bulk storage silo to store other cementitious materials. The Silo is fitted with a reverse air jet filter, self-sealing pressure relief valve and high level and over pressure warning alarms. The silo was new after June 2004.
Batch Plant	1 No.	Concrete batch equipment.

## Environmental Permit



MALDON DISTRICT  
COUNCIL

**Permit Reference Number:**

MLD/EPR/B/007

**Maldon District Council** ("the Regulator") in exercise of its powers under Regulation 13(1) of the Environmental Permitting (England and Wales) Regulations 2010 (SI 2010 No 675), hereby authorises **G. & B. Finch Ltd** ("the Operator").

Whose registered office is:

**Batemans Farm  
Lynderswood Lane  
Great Leighs  
Essex  
CM3 1PU**

Whose company registration number is: **01110698**

Whose principal place of business is:

**Asheldham Quarry  
Tillingham Road  
Asheldham  
Southminster  
Essex  
CM0 7DZ**

The Operator is authorised to carry out the following activities\* to the extent authorised by and subject to the conditions of this Permit.

1. Blending cement in bulk or using cement in bulk other than at a construction site, including the bagging of cement and cement mixtures, the batching of ready-mixed concrete and the manufacture of concrete blocks and other cement products Section 3.1B(b) 'Production of Cement and Lime' of the Environmental Permitting (England and Wales) Regulations 2010 as described, and in accordance with the conditions contained in this permit.

To the extent authorised by and subject to the conditions of this Permit.

This Permit shall be subject to replacement, variation or amendment as may be considered appropriate by Maldon District Council, at any time, according to the provisions of Regulation 20 of the EPR.

\* This Permit is given in relation to the requirements of the Environmental Permitting Regulations. It must not be taken to replace any responsibilities you may have under Workplace Health and Safety legislation. Nothing in this Permit grants or implies any consent under the Town and Country Planning Act.

Signed

**Shirley Hall  
Environmental Health Manager  
The Authorised Officer for this purpose**

Dated this day

**18<sup>th</sup> August 2016**

## **Conditions**

*The following Environmental Permit conditions are legal requirements.*

### **General operating conditions**

1. No visible particulate matter shall be emitted beyond the installation boundary as marked in red on the location plan in schedule 1 to this permit.
2. The emission requirements and methods and frequency of monitoring set out in Table 1 shall be complied with. Sampling shall be representative.  
Any monitoring display required for compliance with the permit shall be visible to operating staff at all times. Corrective action shall be taken immediately if any periodic monitoring result exceeds a limit in Table 1, or if there is a malfunction or breakdown of any equipment which might increase emissions. Monitoring shall be undertaken or repeated as soon as possible thereafter and a brief record shall be kept of the main actions taken.
3. All plant and equipment capable of causing, or preventing, emissions and all monitoring devices shall be calibrated and maintained in accordance with the manufacturer's instructions. Records shall be kept of such maintenance.

### **Silos**

4. Bulk cement shall only be stored within the bulk cement silo.
5. Dust emissions from unloading road tankers shall be minimised by venting to the silo filter using a delivery tanker fitted with an on-board, truck-mounted relief valve and filtration system, and by connecting transfer lines first to the delivery inlet point and then to the tanker discharge point, and by ensuring delivery is at a rate which does not pressurise the silo.
6. Silos and bulk containers of dusty materials shall not be overfilled or over pressurised and there shall be an overfilling and over pressure warning alarm.
7. When loading silos which were new after June 2004, deliveries must automatically stop where overfilling or over-pressurisation is identified.
8. Displaced air from pneumatic transfer shall pass through abatement plant prior to emission to air.

### **Aggregates delivery and storage**

9. Dusty materials (including dusty wastes) shall only be stored in silos and designated stockpiles as detailed in the site plan in schedule 2 to this permit and shall be subject to suppression and management techniques to minimise dust emissions.

### **Belt conveying**

10. Where used, dust emissions from belt conveyors, shall be minimised as far as practicable. All transfer points shall be fitted with dust suppression or containment as necessary.

### **Loading, unloading and transport**

11. No potentially dusty materials (including wastes) or finished products shall arrive on or leave the site other than by use of cement tanker, enclosed mixer trucks and sheeted trucks.

### **Roadways and transportation**

12. All areas where there is regular movement of vehicles shall have a consolidated surface capable of being cleaned, and these surfaces shall be kept clean and in good repair. Quarry haul roads are excluded from this provision.
13. Vehicles shall not track material from the site onto the highway.

### **Techniques to control fugitive emissions**

14. Yard areas and buildings shall be maintained so as to minimise visible dust emissions from surfaces.

### **Records and training**

15. Written or computer records of all tests and monitoring shall be kept by the operator for at least 2 years. They, and a copy of any manufacturers' instructions referred to in this permit, shall be made available for examination by the Council. Records shall be kept of operator inspections, including those for visible emissions.
16. Staff at all levels shall receive the necessary training and instruction to enable them to comply with the conditions of this permit. Records shall be kept of relevant training undertaken.

### **Best available techniques**

17. The best available techniques shall be used to prevent or, where that is not practicable, reduce emissions from the installation in relation to any aspect of the operation of the installation which is not regulated by any other condition of this permit.
18. If the operator proposes to make a change in operation of the installation, he must, at least 14 days before making the change, notify the regulator in writing. The notification must contain a description of the proposed change in operation. It is not necessary to make such a notification if an application to vary this permit has been made and the application contains a description of the proposed change. In this condition 'change in operation' means a change in the nature or functioning, or an extension, of the installation, which may have consequences for the environment.

### **Reduced operations (mothballing)**

19. You must inform the Council immediately and in writing if and when you expect to restart or increase your level of operation to above the threshold requiring a permit at the installation, including the likely date this will occur.

## Interpretations and Explanatory Notes

*These interpretations and explanatory notes does not form part of your Environmental Permit conditions, however they do provide useful information about the Environmental Permitting Regulations:*

In relation to this Permit, the following expressions shall have the following meanings:

<i>“Activity”</i>	An activity listed in Part 2 of Schedule 1 to the EP Regulations which will form part of an EP installation or be a mobile plant
<i>“The EPR / EP Regulation”</i>	Means the Environmental Permitting (England and Wales) Regulations 2010 S.I. 2010 No.675 (as amended) and words and expressions defined in the EPR shall have the same meanings when used in this Permit save to the extent they are explicitly defined in this Permit.
<i>“Change in Operation”</i>	In relation to an installation or mobile plant, a change in its nature or functioning or an extension which may have consequences for the environment.
<i>“Enforcement notice”</i>	A notice served by a local authority to enforce compliance with the permit conditions or require remediation of any harm following a breach of any condition.
<i>“Installation”</i>	A stationary technical unit where one or more activities listed in Part 2 of Schedule 1 to the EP Regulations are carried out and any other location on the same site where any other directly-associated activities are carried out, and any activities that are technically linked. The terms ‘regulated facility’ and ‘installation’ are, in effect, interchangeable for A(2) and B activities.
<i>“Operator”</i>	The person who has control over the operation of the installation/regulated facility (EP Regulation 7).
<i>“Permit”</i>	A permit granted under EP Regulation 13 by a local authority allowing the operation of an installation subject to certain conditions.
<i>“Pollution”</i>	Any emission as a result of human activity which may be harmful to human health or the quality of the environment, cause offence to any human senses, result in damage to material property, or impair or interfere with amenities and other legitimate uses of the environment (EP Regulation 2(1)).
<i>“Revocation notice”</i>	A notice served by the Regulator under EP regulation 22 revoking all or part of a permit.
<i>“Permitted Installation”</i>	Means the activities and the limits to those activities described in this Permit.
<i>“Monitoring”</i>	Includes the taking and analysis of samples, instrumental measurements (periodic and continual), calibrations, examinations, tests and surveys.
<i>“MCERTS”</i>	Means the Environment Agency’s Monitoring Certification Scheme.
<i>“Fugitive Emission”</i>	Means an emission to air or water (including sewer) from the Permitted installation that is not controlled by an emission limit imposed by a condition of this Permit.
<i>“Regulator”</i>	Means any officer of Maldon District Council who is authorised under Section 108(1) of the Environment Act 1995 to exercise, in accordance with the terms of any such authorisation, any power specified in Section 108(1) of that Act.
<i>“Best Available Techniques (BAT)”</i>	<p>Best available techniques means the most effective and advanced stage in the development of activities and their methods of operation which indicates the practical suitability of particular techniques for providing in principle the basis for emission limit values designed to prevent, and where that is not practical, generally to reduce emissions and the impact on the environment as a whole.</p> <p>For those purposes: "Available techniques" means those techniques which have been developed on a scale which allows implementation in the relevant industrial sector, under economically and technically viable conditions, taking into consideration the cost and advantages, whether or not the techniques are used or produced inside the United Kingdom, as long as they are reasonably accessible to the Operator;</p> <p>"Best" means, in relation to techniques, the most effective in achieving a high general level of protection of the environment as a whole;</p> <p>"Techniques" includes both the technology used and the way in which the installation is designed, built, maintained, operated and decommissioned. Schedule 2 of the Regulations shall have effect in relation to the determination of best available techniques.</p>

Where any condition of this Permit refers to the whole or parts of different documents, in the event of any conflict between the wording of such documents, the document with the most recent publication date shall be taken to be the most appropriate document to be used.

Any person who is aggrieved by the conditions attached to a Permit can appeal to the Secretary of State for Environment, Food & Rural Affairs. Appeals must be received by the Secretary of State no later than 6 months from the date of the decision (the date of the Permit).

Appeals relating to installations in England should be received by the Secretary of State for Environment, Food & Rural Affairs. The address is as follows;

The Planning Inspectorate  
Environment Team, Major and Specialist Casework  
Room 4/04 – Kite Wing  
Temple Quay House  
2 The Square  
Temple Quay  
Bristol, BS1 PN

The appeal must be in the form of a written notice or letter stating that the person wishes to appeal and listing the condition(s) which is/are being appealed against. The following five items must be included;

- (a) A statement of the ground of appeal;
- (b) A copy of any relevant application;
- (c) A copy of any relevant Permit;
- (d) A copy of any relevant correspondence between the person making the appeal (“the appellant”) and the Council;
- (e) A statement indicating whether the appellant wishes the appeal to be dealt with.
  - By a hearing attended by both parties and conducted by an inspector appointed by the Secretary of State; or
  - By both parties sending the Secretary of State written statements of their case (and having the opportunity to comment upon one another’s statements).

At the same time, the notice of appeal and documents (a) and (e) must be sent to the Council, and the person making the appeal should inform the appropriate Secretary of State that this has been done.

- An appeal will not suspend the effect of the conditions appealed against; the conditions must still be complied with.
- In determining an appeal against one or more conditions, the Act allows the Secretary of State in addition to quash any of the other conditions not subject to the appeal and to direct the local authority to either vary any of these conditions or to add new conditions.


**Table 1 - Emission limits, monitoring and related provisions**

Row	Substance	Source	Emission limits/provisions	Type of monitoring	Monitoring frequency	
1	Particulate matter	Whole Process	No visible airborne emission to cross the site boundary where harm or nuisance may be caused	Operator observations	At least daily	
		Silo inlets and outlets ( <i>for silos new since 1st July 2004</i> )	Designed to emit less than 10mg/m <sup>3</sup>	Operator observations	At time of delivery	
		Silo inlets and outlets	No visible emission			
		Arrestment equipment, or any point where dust contaminated air is extracted from the process to atmosphere, with exhaust flow >300m <sup>3</sup> /min. (other than silo arrestment plant)	50mg/m <sup>3</sup>	Recorded indicative monitoring	Continuous	
2	Droplets, persistent mist and fume	Arrestment equipment, or any point where dust contaminated air is extracted from the process to atmosphere, with exhaust flow >100m <sup>3</sup> /min. (other than silo arrestment plant)	No visible emission Arrestment equipment should be provided with a design guarantee that the equipment can meet 50mg/m <sup>3</sup>	Indicative monitoring to demonstrate that the arrestment equipment is functioning correctly	Continuous	
		Arrestment equipment, or any point where dust contaminated air is extracted from the process to atmosphere, with exhaust flow <100m <sup>3</sup> /min. (other than silo arrestment plant)	No visible emission	Operator observation Or Indicative monitoring	At least daily Or Continuous	
		All emissions to air (except steam and condensed water vapour)	No droplets, no persistent mist, no persistent fume.	Visual observations	*On start-up and on at least two more occasions during the working day*	
		Only emissions to atmosphere are required to comply with the emission limits within this table.				


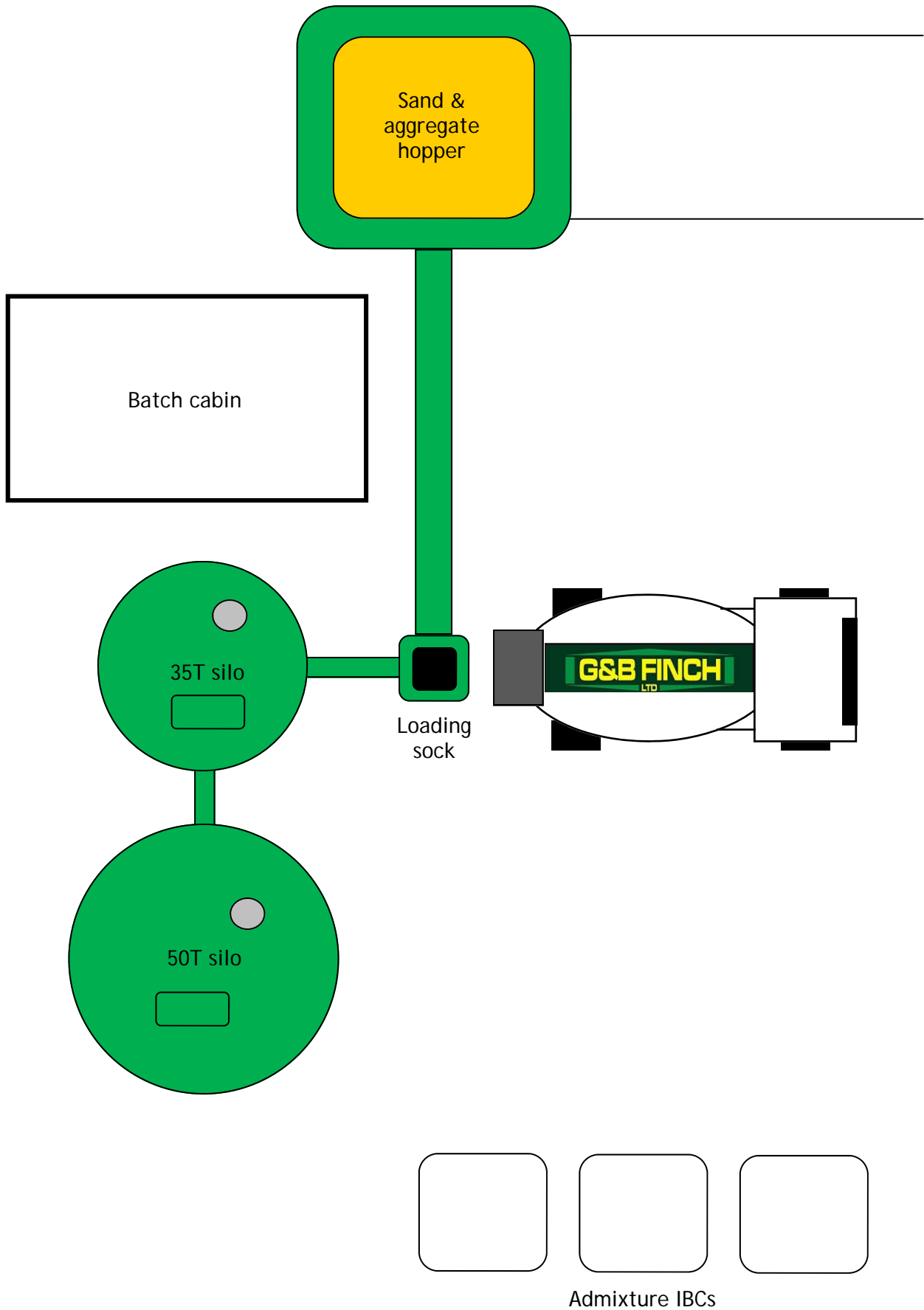
Notes:

**\*All periodic monitoring results shall be checked by the operator on receipt and sent to the Council within 8 weeks of the monitoring being undertaken.\***

- a) The reference conditions for limits in Table 1 are: 273.1K, 101.3kPa, without correction for water vapour content, unless stated otherwise.
- b) All periodic monitoring shall be representative, and shall use standard methods.
- c) The emission limits do not apply during start-up and shut down. All emissions shall be kept to a minimum during these periods.



Installation:	G & B Finch Ltd		
Project:	Permit Application		
Drawing:	Location Plan	Reference:	Schedule 1
Date:	3 <sup>rd</sup> September 2015	Scale:	Not to scale



Installation:	G & B Finch Ltd		
Project:	Permit Application		
Drawing:	Site schematic	Reference:	Schedule 2
Date:	2 <sup>nd</sup> August 2016	Scale:	Not to scale